

How to Use & Access DVD Player in MacOS Mojave



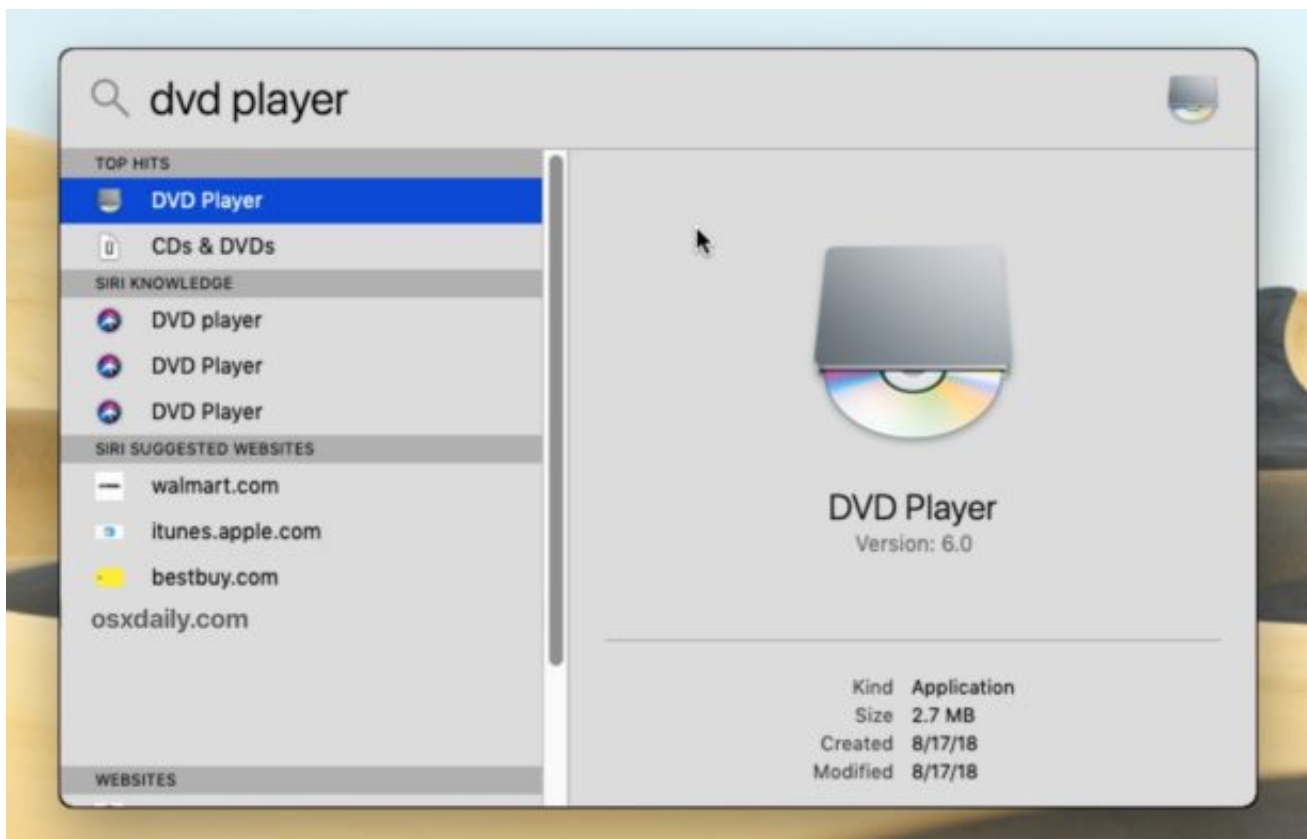
If regularly use a Mac with an [Apple SuperDrive](#) or other DVD player, you may be wondering where the DVD Player app went in macOS Mojave, and perhaps you have arrived at the conclusion that it's missing since it's no longer visible in the /Applications folder or Launchpad. It's not missing however, it turns out the DVD Player app has just been relocated to sit alongside some other buried system tools.

We'll show you how to quickly launch DVD Player in MacOS Mojave, and also show you where the DVD Player app is located now.

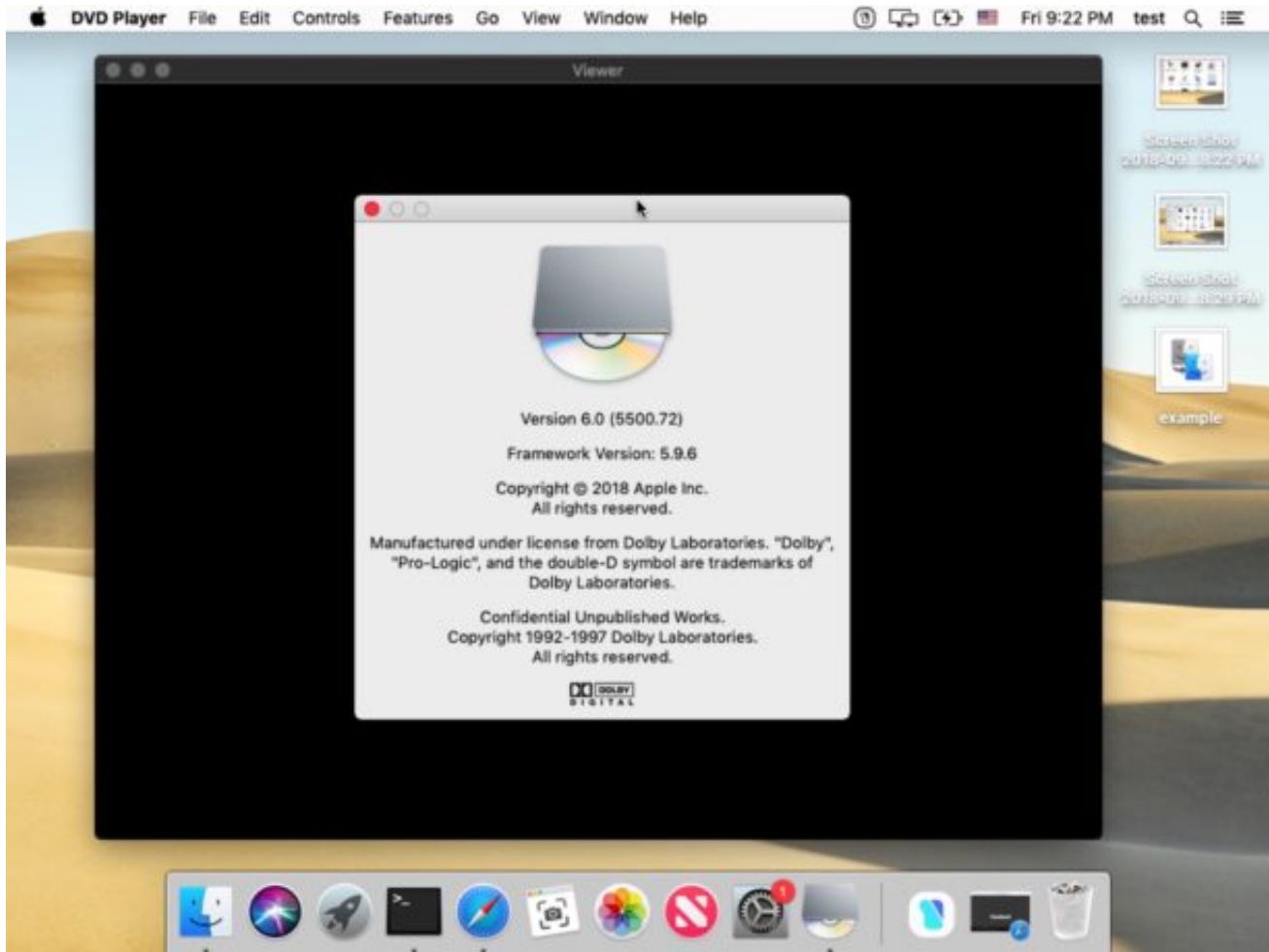
Opening DVD Player in MacOS Mojave the Easy Way: Spotlight

The simplest way to open DVD Player in MacOS Mojave 10.4 is through Spotlight:

- Hit Command + Spacebar to bring up Spotlight (or click the little Spotlight icon in the upper right corner of the screen) and search for “DVD Player”, then hit Return / Enter to launch it



DVD Player will launch and you're ready to use it to watch and play DVD video from a disc as usual.

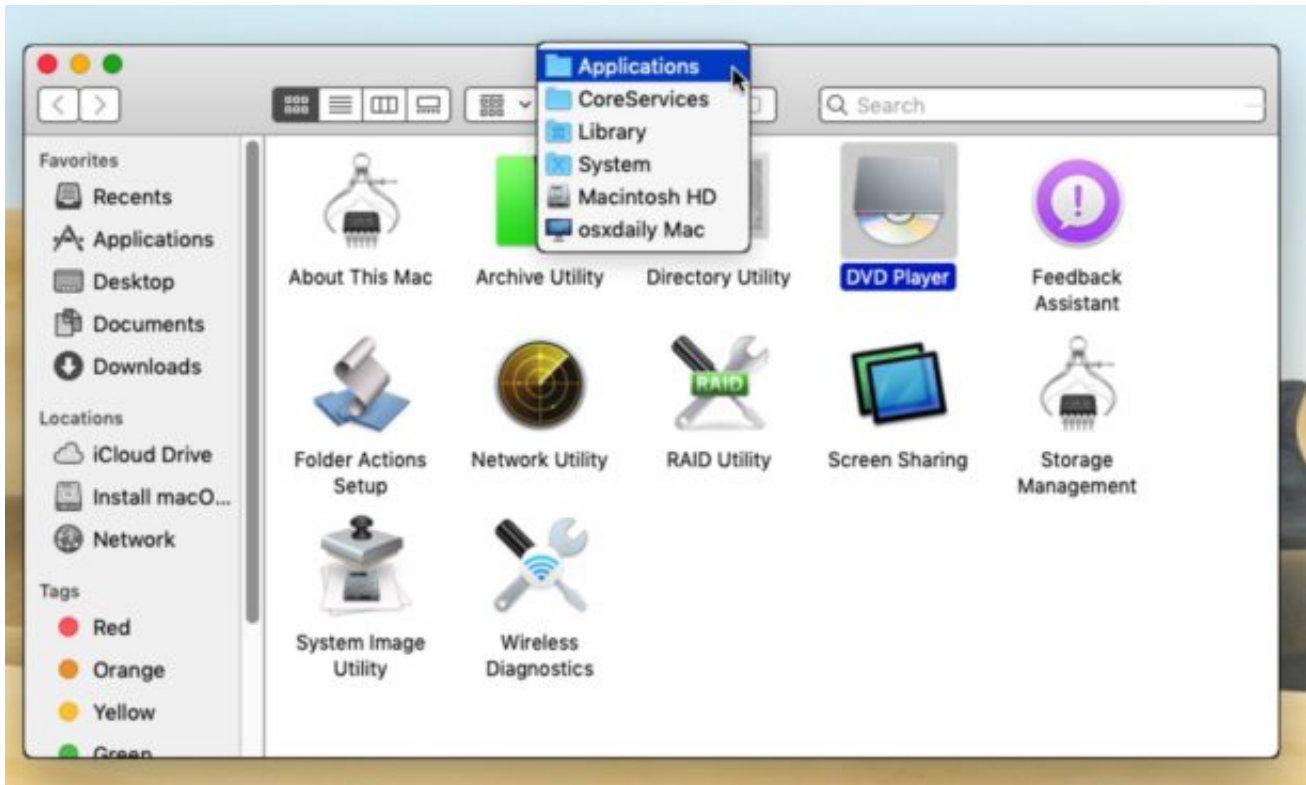


You can also hold the COMMAND key down while you hit Return / Enter to [access the containing directory right from Spotlight](#), though we'll discuss the new location of the DVD Player app next.

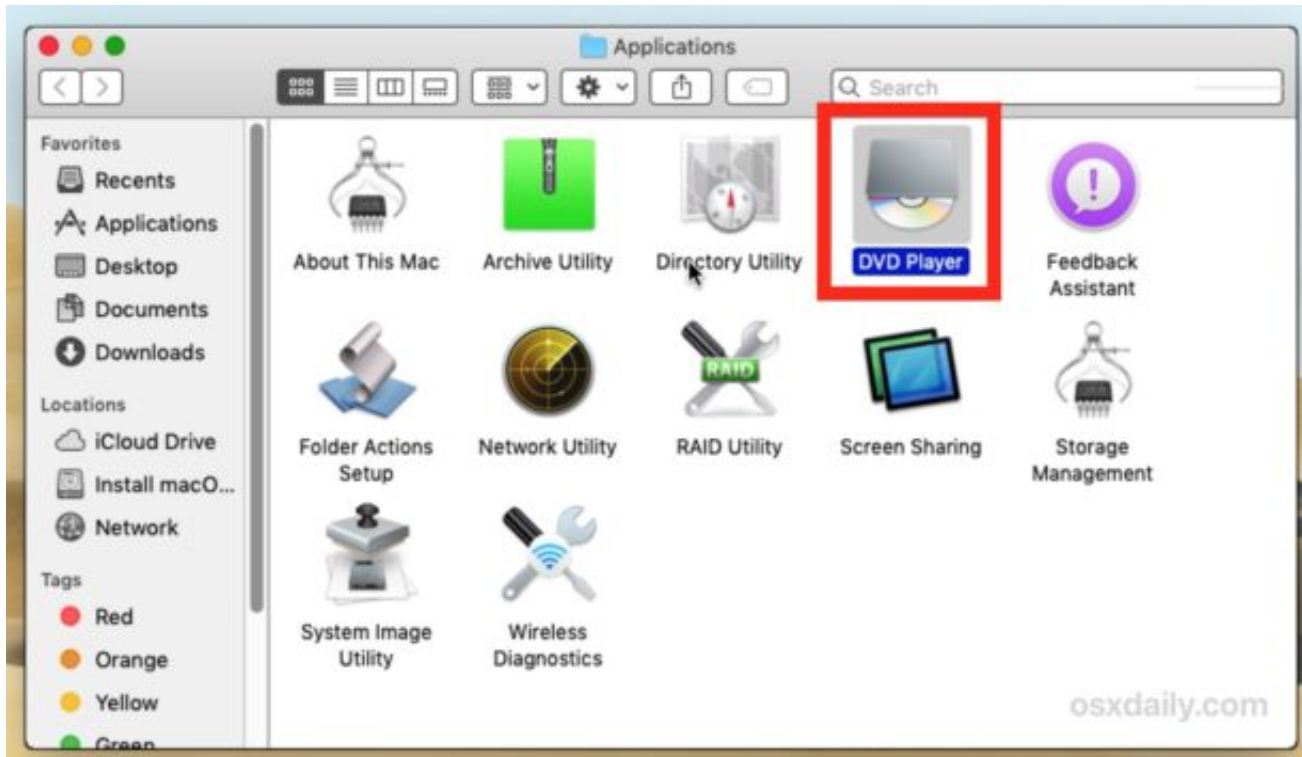
DVD Player App Location in MacOS Mojave

The DVD Player app has been relocated from the root /Applications folder to a buried system folder, it's new location in MacOS Mojave 10.14 onward is at the following location:

```
/System/Library/CoreServices/Applications/
```



You can use the [wildly useful Go To Folder keyboard shortcut](#) to access that directory quickly from the Finder, where you'll find the DVD Player app sitting alongside other helpful utilities that are sort of hidden in Mac OS, including Network Utility, Archive Utility, System Profiler, Screen Sharing, and Wireless Diagnostics.



The DVD Player app will be located at this location even on Macs that don't officially support the SuperDrive (though recall that you can [make the SuperDrive work even on unsupported Macs](#) if you need to).

If you feel so inclined you could always make a copy or an alias of the DVD Player app and place it into your regular /Applications folder, but whether that is necessary likely depends on how often you use the DVD Player app on the Mac.

Know of any other helpful tips or tricks about the DVD Player or [SuperDrive](#) in MacOS? Share in the comments below!